


# MODEL SCD12, SCD14 AND SCD15

Versatile Jumbo Steel Coil Dispensers



## Features

- Large Capacity Strap Accumulation Tower
- Jib Crane (depending on model)
- Up to 2000 lb Capacity (depending on model)
- 3 Phase Gear Motor Drive
- Eliminates Strap Tangle
- Positive Vertical Strap Payo
- Expandable Mandrel on SCD15, For Easier Strap Loading
- SCD12 - 100 lb Capacity (50kg)
- SCD14 - 1000 lb Capacity (500kg)
- SCD15 - 2000 lb Capacity (1000kg)

# MODEL SCD12, SCD14 AND SCD15

## Versatile Jumbo Steel Coil Dispensers

### General Dimensions

See Drawings

### Power Requirements

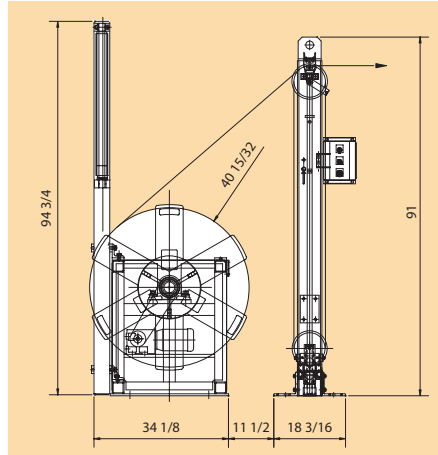
Voltage	480 3 phase/575 3 phase
Current	10 Amps

### Coil Data

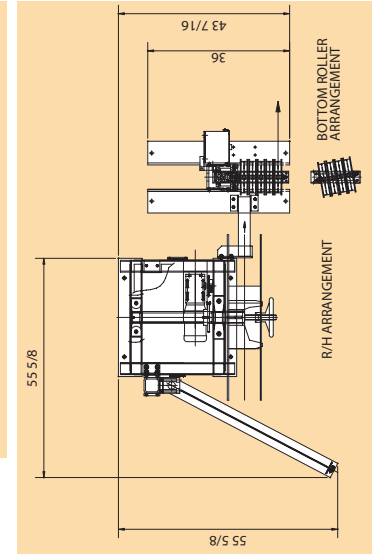
Max Coil Weight	up to 2000lbs (900 kg) (depending on model)
Max Coil O.D.	36" (914mm)
Min. Coil I.D.	16" (406mm)

### Feed Rate & Accumulation

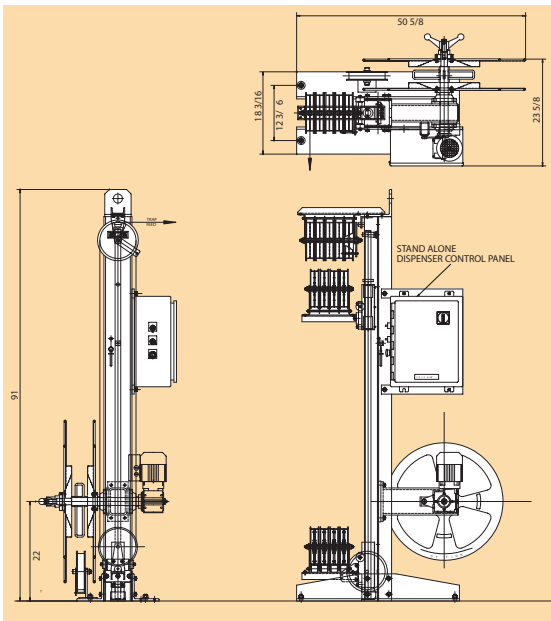
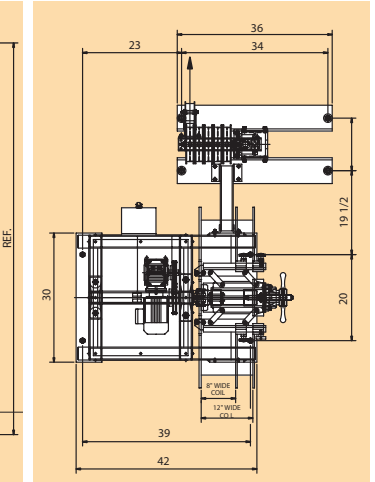
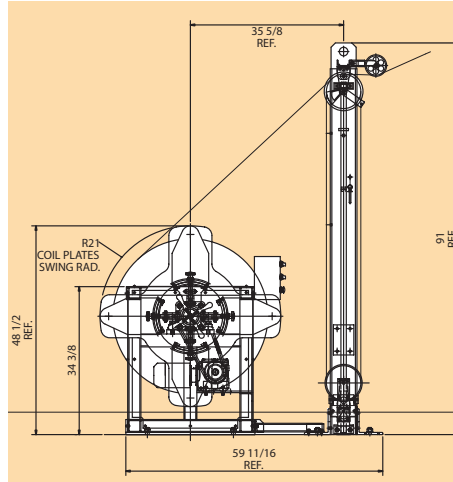
Max Rotation Speed at 60HZ	22 RPM
Recommended Jog Speed at 20HZ	7 RPM
Feed Rate at 36" Coil O.D.	207 FPM (63 M/min)
Feed Rate at 30" Coil O.D.	172 FPM (52 M/min)
Feed Rate at 16" Coil I.D.	92 FPM (28 M/min)
Max Tower Capacity	37' 8" (11.5m)



SCD14



SCD15



### Construction

The SCD features rugged structural steel frame construction which will withstand the demands of any plant environment. With a high torque 3 phase AC gear motor drive, and a high capacity linear bearing on the mandrel drive, this jumbo dispenser will deliver strap evenly to your unitizing equipment. UL and CSA approved electrics can be combined with your systems' shut off switch for maximum safety for plant personnel.